



GAIL (India) Ltd.

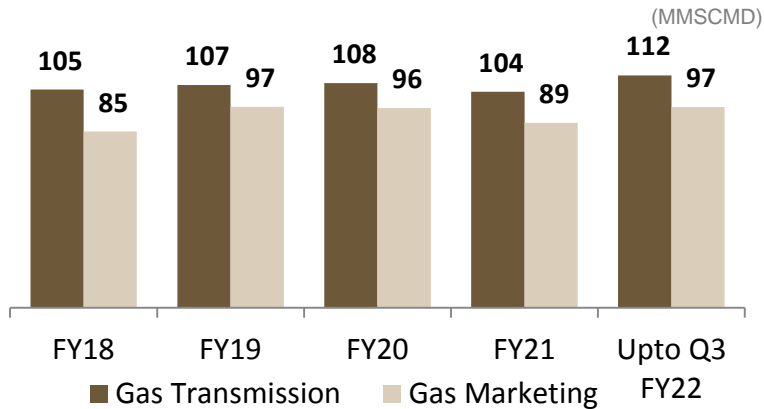
Investors & Analysts' Presentation

3Q FY22

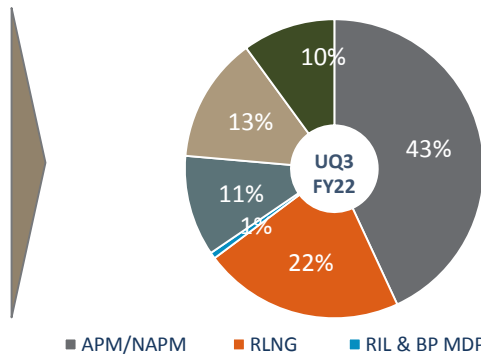


Physical Performance

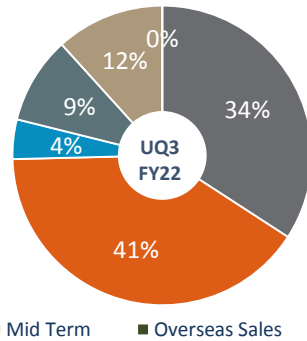
Gas Volume Trend



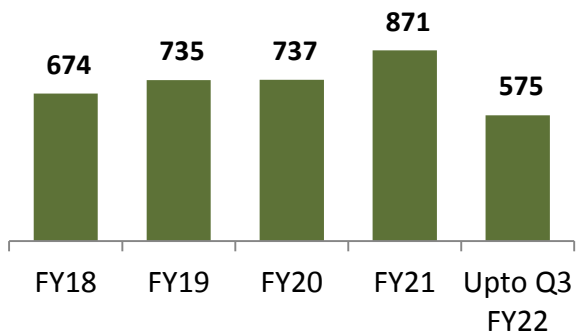
Gas Marketing Mix



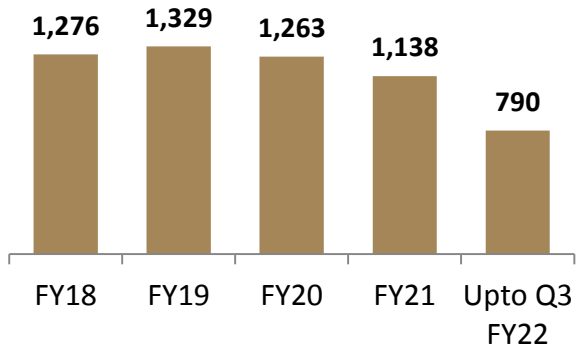
Gas Transmission Mix



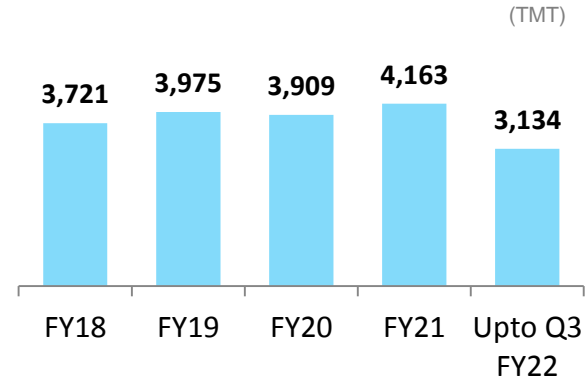
Petrochemicals Sales



Liquid Hydrocarbons Sales



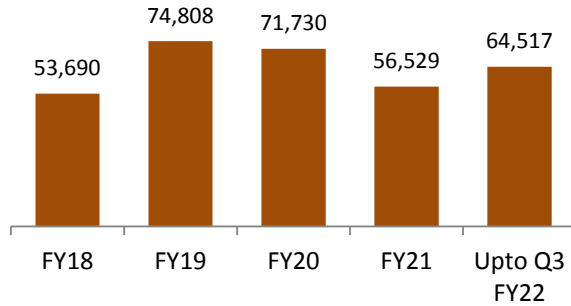
LPG Transmission



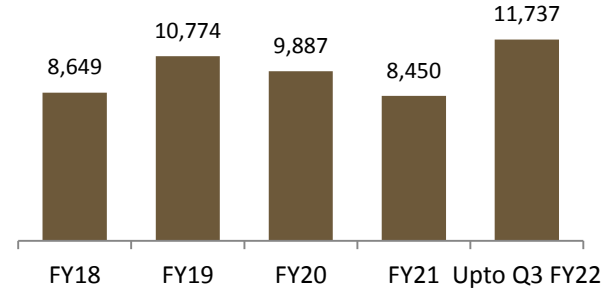
Financial Performance (Standalone)

(in Rs. crore)

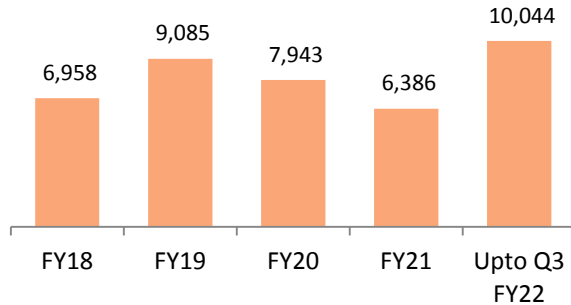
Turnover (Gross)



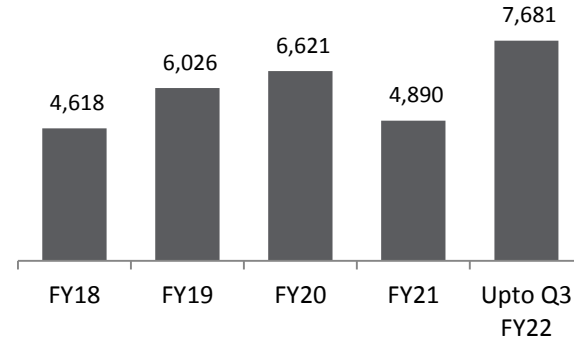
Gross Margin (PBDIT)



Profit Before Tax (PBT)

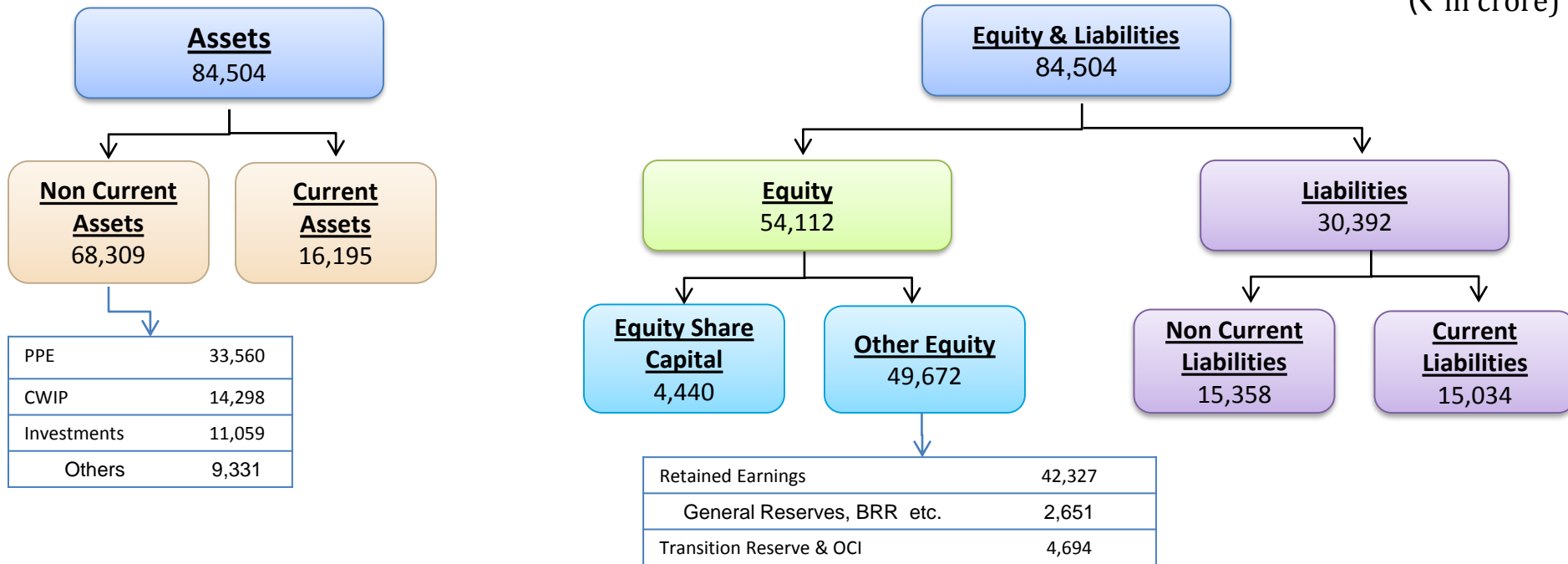


Profit After Tax (PAT)



Balance Sheet as on 31st December 2021

(₹ in crore)



Capital Employed
₹ 64,305 crore

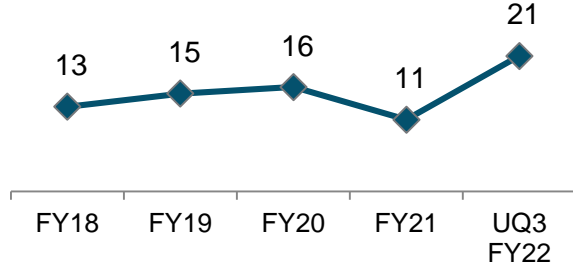
Net Worth*
₹ 49,306 crore

Loan Outstanding#
₹ 5,387 crore

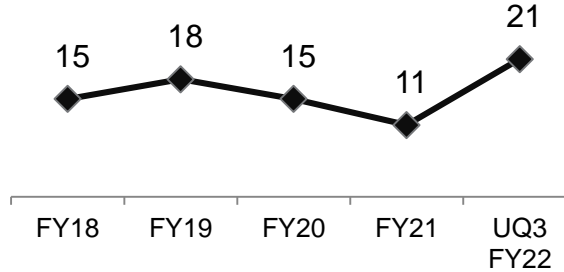
* as per companies' Act, # including short term loan of Rs 374 crore and excluding lease liability

Key Financial Ratios

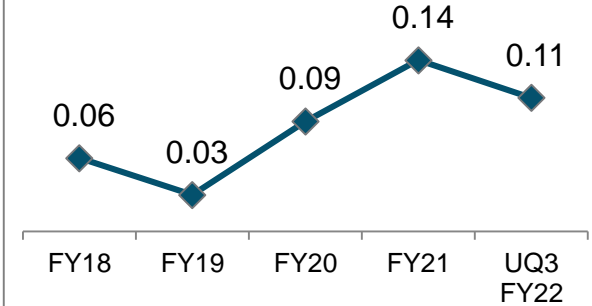
PAT to Net Worth (in %)*



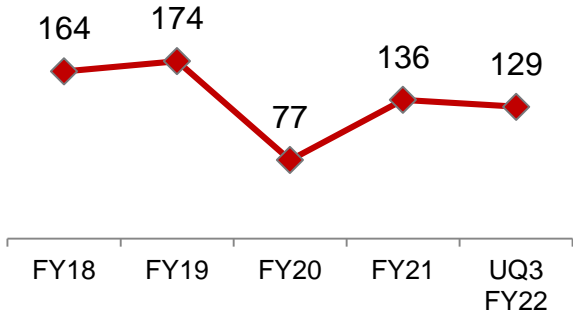
Return on Capital Employed (in %)*



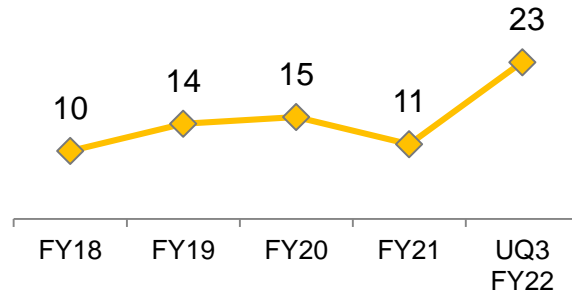
Debt to Equity Ratio



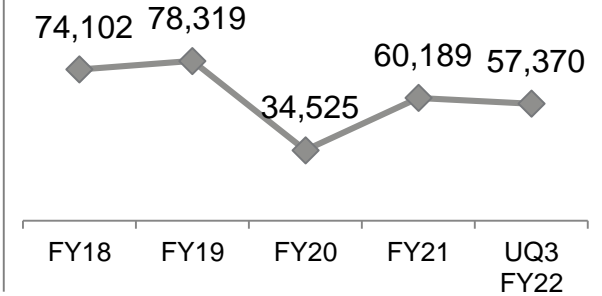
Share Price (in Rs./Share)



Earning Per Share (in Rs./Share)*



Market Capitalization (in Rs./crore)

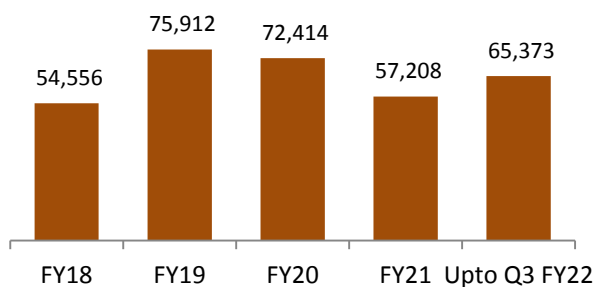


* Number are Annualized

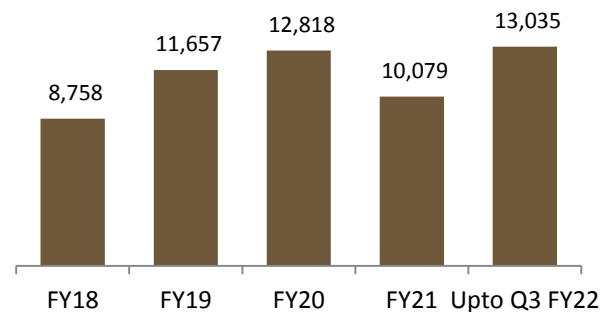
Financial Performance (Consolidated Basis)

(in ₹ crore)

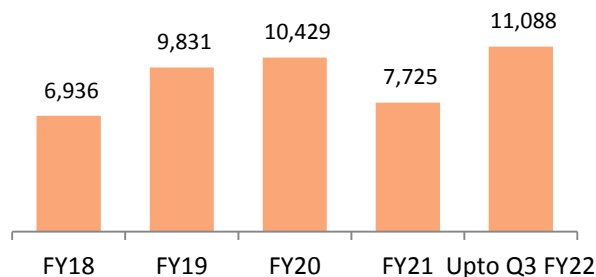
Turnover (Gross)



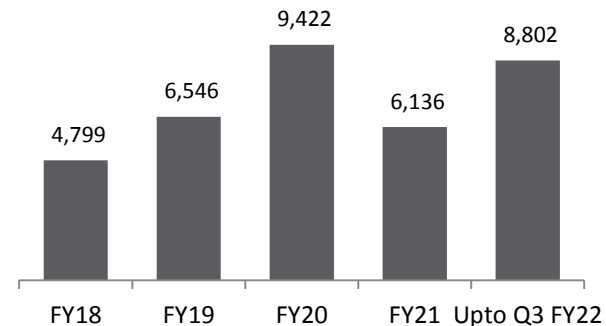
Gross Margin (PBDIT)



Profit Before Tax

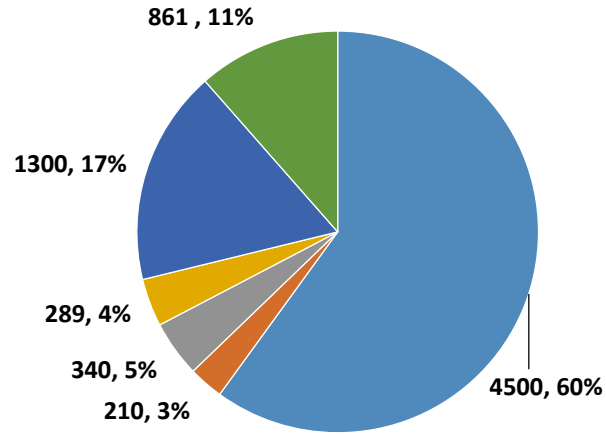


Profit after Tax



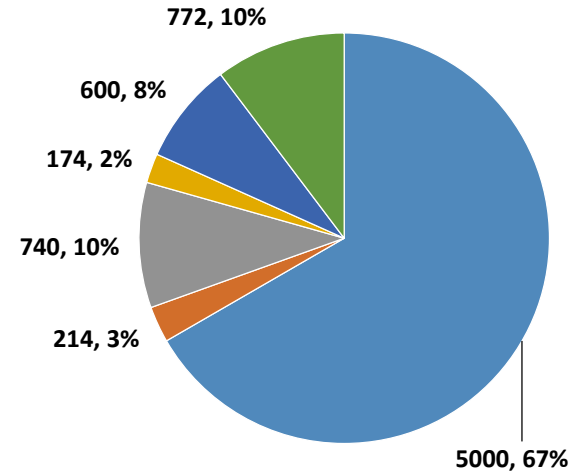
Capital Expenditure Profile

FY 2021-22E
~ 7,500 Cr.



FY 2022-23E
~ 7,500 Cr.

(in ₹ crore)



■ Pipeline ■ City Gas Distribution (Equity) ■ Petrochemical ■ E&P ■ Equity Investments ■ Operational Capex

Revenue Reconciliation on Consolidated Basis Upto Q3 FY22

(in ₹ crore)

Entity	Revenue (Gross)	Elimination	Revenue
GAIL	64,678	(6,740)	57,937
GG SPL	3,148	(475)	2,673
GGUI	5,133	(5,065)	68
TNGCL	120		120
GAIL GAS	4,747		4,747
BGCL	0		0
KLL	508	(508)	-
Elimination	(12,788)		(12,788)
Consolidated Revenue	65,546	(12,788)	65,546



PAT Reconciliation (Consolidated Basis)

(in ₹ crore)

Particulars	% Share holding as on 31 st Dec 21	Investment (Net) on 31 st Dec 21	Upto Dec'21
GAIL			7,681
Subsidiaries		2,541	402
GAIL GAS	100%	1,625	210
GGSPIL	100%	42	7
GGUI	100%	179	-14
Bengal Gas Company Limited	68%	125	-6
Konkan LNG Limited	91%	555	213
TNGCL	49%	15	20
Less: Minority Interest	-	-	-28
Associates		2,525	1,206
MGL	33%	32	149
PLL	13%	99	274
BCPL	70%	992	415
IGL	23%	32	240
Opal	49%	995	0
China Gas	3%	97	215
Fayum Gas	19%	8	2
Ramagundam Fertilizer	15%	270	-89
Joint Ventures (JVs)		1,085	130
CGD JVs & Others (BGL, CUGL, GGL, MNGL, AGL, VGL, TAPI, IGGL)	-	1,085	130
Adjustments			
Add: Elimination of Dividend	-	-	-556
Add: Elimination Profit/Loss recognized from investments	-	-	0
Less: Others	-	-	62
Consolidated*			8,802

* Excluding Minority interest of Rs. 28 Crore

Thank you

